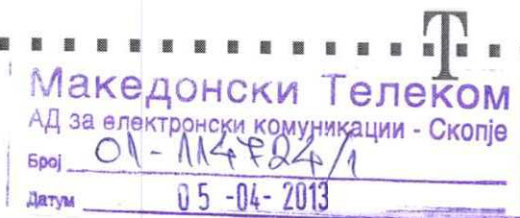


Makedonski Telekom AD Skopje
„Kej 13-ti Noemvri“ br.6, 1000 Skopje, Republika Makedonija



To: Securities and Exchange Commission of the RoM
26 Dimitrija Cupovski, 1000 Skopje

Date: April 2013

Subject: Unaudited consolidated annual reports for the year 2012

Dear Sirs / Madams,

Pursuant to Law on Securities and respective by-laws which regulate the current reporting obligation of Makedonski Telekom AD – Skopje, enclosed are the unaudited consolidated annual reports for 2012, which includes:

1. Unaudited consolidated financial statements (income statement, analysis of the operating profit, balance sheet, cash flows statement and statement of changes in equity) for the period ended 31 December 2012 prepared in accordance with the International Financial Reporting Standards (IFRS);

In accordance with the respective by-laws, the complete material listed above shall be posted in an electronic format on the website of the Securities and Exchange Commission through the respective module.

Yours faithfully,

Oliver Kosturanov
President of the Board of Directors



Daniel Szasz
Chief Executive Officer

Makedonski Telekom AD – Skopje
Address „Kej 13-ti Noemvri“ br.6, 1000 Skopje, Republika Makedonija
Contact Phone +389 2 3100 200 ; Fax +389 2 3100 300; Contact center 171
e-mail: kontakt@telekom.mk; www.telekom.mk
ID number 5168660

UNAUDITED CONSOLIDATED INCOME STATEMENT ACCORDING TO IFRS (BY COST NATURE)

Company Makedonski Telekom AD - Skopje

Reporting period 01.01.2012 - 31.12.2012


ID number

5168660

INCOME STATEMENT ACCORDING TO IFRS (BY COST NATURE)

(in MKD thousands)

No.	Item	Previous year		Current year		Indices	
		Cumulative from the beginning of the year	Current quarter	Cumulative from the beginning of the year	Current quarter	Compared to the previous year	Compared to the previous quarter
1	OPERATING INCOME	15,806,717	3,814,997	14,918,147	2,930,910	94	77
2	Sales revenues	15,536,834	3,745,014	13,624,085	3,298,306	88	88
2a	Domestic sales revenue	13,771,363	3,324,870	11,811,619	2,864,519	86	86
2b	Foreign sales revenue	1,765,471	420,144	1,812,466	433,787	103	103
3	Changes in the stock of finished products and work in progress	0	0	0	0	0	0
4	Other operating income	269,883	69,983	1,294,062	-367,396	479	-525
5	OPERATING EXPENSES	-11,079,239	-3,238,454	-11,287,155	-2,797,771	102	86
6	Cost value of trade goods	-1,495,422	-463,625	-1,404,611	-487,659	94	105
7	Materials, small inventory and services	-4,426,271	-1,134,545	-4,420,928	-1,263,363	100	111
7a	Raw materials and small inventory	-71,918	-16,853	-57,066	-24,166	79	143
7b	Services	-4,354,353	-1,117,692	-4,363,862	-1,239,197	100	111
8	Changes in the stock of finished products and work in progress	0	0	0	0	0	0
9	Employee-related costs	-1,562,770	-388,183	-1,568,009	-400,634	100	103
10	Depreciation, amortization and provisions	-3,466,405	-1,208,120	-3,353,369	-919,421	97	76
10a	Depreciation	-3,555,235	-1,206,614	-3,353,369	-916,442	94	76
10b	Impairment of fixed assets	-6,118	-1,265	0	3,077	0	-243
10c	Provisions for costs and risks	94,948	-241	0	-6,056	0	2,513
11	Other operating expenses	-128,371	-43,981	-540,238	273,306	421	-621
12	OPERATING PROFIT/LOSS	4,727,478	576,543	3,630,992	133,139	77	23
13	Financial income	3,282	1	3,285	1	100	100
14	Income from investments, loans, interest and FX rate movements	231,926	57,846	210,525	50,942	91	88
15	Other financing income	0	0	0	0	0	0
16	Financial expenses	0	0	0	0	0	0
17	Expenses for interest, FX rate movements and similar expenses	-45,482	-10,957	-64,606	-49,277	142	450
18	Other financing expenses	0	0	0	0	0	0
19	Profit/loss from regular operations before tax	4,917,204	623,433	3,780,196	134,805	77	22
20	Income tax	0	0	0	0	0	0
21	Net profit/loss after tax	4,917,204	623,433	3,780,196	134,805	77	22
22	Minority interest	0	0	0	0	0	0
23	Net profit/loss for the fiscal year	4,917,204	623,433	3,780,196	134,805	77	22



Daniel Szasz
Chief Executive Officer



Македонски Телеком
АД за електронски комуникации - Скопје

ANALYSIS OF UNAUDITED CONSOLIDATED OPERATING PROFIT ACCORDING TO IFRS (BY COST NATURE)

Company Makedonski Telekom AD - Skopje


Reporting period 01.01.2012 - 31.12.2012

ID number

5168660
(in MKD thousands)

ANALYSIS OF OPERATING PROFIT ACCORDING TO IFRS (BY COST NATURE)

No	Item	Previous year		Current year		Indices	
		Cumulative from the beginning of the year	Current quarter	Cumulative from the beginning of the year	Current quarter	Compared to the previous year	Compared to the previous quarter
1	Sales revenues	15,536,834	3,745,014	13,624,085	3,298,306	88	88
2	Other operating income	269,883	69,983	1,294,062	-367,396	479	-525
3	Cost value of goods and services sold	-1,495,422	-463,625	-1,404,611	-487,659	94	105
4	Changes in the stock of finished products and work in progress	0	0	0	0	0	0
5	Raw materials, materials and small inventory	-71,918	-16,853	-57,066	-24,166	79	143
6	Impairment charges	-21,265	13,373	-70,760	-3,578	333	-27
7	Employee-related costs	-1,562,770	-388,183	-1,568,009	-400,634	100	103
8	Sales costs	-3,821,259	-1,305,325	-3,737,367	-1,030,732	98	79
9	Costs for services provided by other parties	-3,993,380	-1,019,221	-3,979,864	-1,130,963	100	111
10	Other operating expenses	-113,225	-58,620	-469,478	279,961	415	-478
11	OPERATING PROFIT/LOSS	4,727,478	576,543	3,630,992	133,139	77	23



Македонски Телеком
АД за електронски комуникации - Скопје



Daniel Szasz
Chief Executive Officer

(in MKD thousands)

Item	Previous year	Current year	Indices
ASSETS	29,220,630	27,624,998	95
NON-CURRENT ASSETS	16,479,999	17,332,636	105
Intangible assets	2,546,977	2,069,223	81
Property, plant and equipment	13,548,693	14,853,210	110
Investments in subsidiaries	0	0	0
Investments in associate companies	0	0	0
Investments in securities	54,083	50,828	94
Other tangible assets	0	0	0
Other long-term receivables	330,246	359,375	109
Deferred tax assets	0	0	0
CURRENT ASSETS	12,740,631	10,292,362	81
Inventories	579,450	423,025	73
Trade receivables	2,422,412	2,109,210	87
Other receivables	386,196	524,929	136
Short-term investments	9,237,719	7,082,983	77
Cash and cash equivalents	114,854	152,215	133
TOTAL ASSETS	29,220,630	27,624,998	95
OFF-BALANCE SHEET RECORDS - ASSETS	0	0	0
EQUITY AND LIABILITIES			
EQUITY	25,497,868	23,114,507	91
Shareholders' equity	6,386,189	6,386,189	100
Reserves	2,475,068	2,475,068	100
Accumulated profit (loss)	16,636,611	14,253,250	86
Minority interest	0	0	0
LIABILITIES	3,722,762	4,510,491	121
CURRENT LIABILITIES	3,267,904	3,669,989	112
Trade payables and other liabilities	3,082,231	3,472,172	113
Short-term borrowings	0	0	0
Short-term provision	132,349	123,529	93
Payables to the state	53,324	74,288	139
LONG-TERM LIABILITIES	454,858	840,502	185
Long-term borrowings	0	648,845	0
Trade payables and other long-term liabilities	0	0	0
Other long-term provision	454,858	191,657	42
TOTAL EQUITY AND LIABILITY	29,220,630	27,624,998	95
OFF-BALANCE SHEET RECORDS - LIABILITIES	0	0	0

Daniel Szasz
Chief Executive Officer

Македонски Телеком
АД за електронски комуникации - Скопје

UNAUDITED CONSOLIDATED CASH FLOW STATEMENT ACCORDING TO IFRS

Company Makedonski Telekom AD - Skopje

Reporting period

31.12.2012

ID number

5168660

(in MKD thousands)

Item	Previous year	Current year	Indices
A) Cash flows from operating activities	7,699,273	6,596,506	86
Net profit / loss after tax	4,917,204	3,780,196	77
Adjustment for			
Depreciation	3,555,235	3,353,369	94
Amortization and impairment charges	55,569	400,124	720
Increase / decrease of inventories	-74,456	156,425	(210)
Increase / decrease of customers	218,395	281,487	129
Increase / decrease of advance payments receivables	3,753	-12,870	(343)
Increase / decrease of other short-term receivables	42,431	20,258	48
Increase / decrease of prepaid expenses	-38,883	-132,409	341
Increase / decrease of trade payables	-588,284	-506,401	86
Increase / decrease of payables for received advances	1,496	-9,271	(620)
Increase / decrease of other short-term liabilities	-51,856	-2,999	6
Increase / decrease of differed income	11,614	339,984	2,927
Interest income / expense	-229,509	-146,551	64
Dividend paid / charged	-3,282	-3,285	100
Tax paid	24,561	20,964	85
Capital profit / loss from sale of fixed assets	-22,544	-839,731	3,725
Capital profit / loss from sale of investments	-382	-30	8
Other cash flows from operating activities	-121,789	-102,754	84
B) Cash flows from investing activities	-1,714,680	-395,588	23
Acquisition of property, plant and equipment, intangible assets, etc.	-2,494,376	-2,797,532	112
Disposal of property, plant and equipment, intangible assets, etc.	68,207	33,984	50
Cash flows from disposal of bearer or debt securities to other legal persons and	0	0	0
Cash payments for acquisition of bearer or debt securities to other legal persons	0	0	0
Cash advances and loans provided to other parties (excluding financial institutions)	0	0	-
Cash flows from collection of advances and loans provided to other parties	-17,158	812	-5
Cash flows from interests	236,166	207,323	88
Cash flows from dividends	3,282	3,285	100
Other cash flows from investing activities	489,199	2,156,540	441
C) Cash flows from financing activities	-5,947,479	-6,163,557	104
Cash flows from increase of equity through issuing stock or other bearer securities	0	0	0
Cash payments for repayments of loans	0	0	0
Cash flows from issued debt securities and other short-term and long-term loans and	0	0	0
Acquisition of minority interests	0	0	0
Dividend paid	-5,947,479	-6,163,557	104
Treasury shares purchased/ sold	0	0	0
Cash payments for reduction of financial leasing payables	0	0	0
Increase / decrease of cash and cash equivalents	37,114	37,361	101
Cash and cash equivalents at the beginning of the year	77,740	114,854	148
D) Cash and cash equivalents at the end of the period	114,854	152,215	133

Daniel Szasz
Chief Executive Officer



 Македонски Телеком
 АД за електронски комуникации - Скопје

UNAUDITED CONSOLIDATED STATEMENT OF CHANGES IN EQUITY ACCORDING TO IFRS

Company Makedonski Telekom AD - Skopje

Reporting period 31.12.2012

ID number

5168660

(in MKD thousands)

Changes	Shareholders' equity	Share premium	Reserves	Accumulated profit (loss)	Minority interest	Total equity
Balances at 1 January of the previous year	5,845,530	540,659	2,475,068	17,666,886	0	26,528,143
Payment of shares	/	/	/	/	/	0
Treasury shares acquired	/	/	/	/	/	0
Treasury shares sold	/	/	/	/	/	0
Conversion of securities	/	/	/	/	/	0
Profit (loss) for the fiscal year	/	/	/	4,917,204	/	4,917,204
Distribution of the profits as transfer to the reserves	/	/	/	/	/	0
Distribution of the profits for dividends and other payouts to the shareholders	/	/	/	-5,947,479	/	-5,947,479
Distribution of the profits for rewards and benefits for the employees	/	/	/	/	/	0
Other company reserves	/	/	/	/	/	0
Evaluation of tangible assets	/	/	/	/	/	0
Adjustments of investments available-for-sale at fair value	/	/	/	/	/	0
Realized capital gain from the sale of securities	/	/	/	/	/	0
Recording losses of subsidiaries using the equity method	/	/	/	/	/	0
Minority interest	/	/	/	/	/	0
Deferred taxes	/	/	/	/	/	0
Recognized income and expenses, net	/	/	/	/	/	0
Foreign exchange rate movements	/	/	/	/	/	0
Other increase / decrease of assets, net	/	/	/	/	/	0
Balances at 31 December of the previous year	5,845,530	540,659	2,475,068	16,636,611	0	25,497,868
Payment of shares	/	/	/	/	/	0
Treasury shares acquired	/	/	/	/	/	0
Treasury shares sold	/	/	/	/	/	0
Conversion of securities	/	/	/	/	/	0
Profit (loss) for the fiscal year	/	/	/	3,780,196	/	3,780,196
Distribution of the profits as transfer to the reserves	/	/	/	/	/	0
Distribution of the profits for dividends and other payouts to the shareholders	/	/	/	-6,163,557	/	-6,163,557
Distribution of the profits for rewards and benefits for the employees	/	/	/	/	/	0
Other company reserves	/	/	/	/	/	0
Evaluation of tangible assets	/	/	/	/	/	0
Adjustments of investments available-for-sale at fair value	/	/	/	/	/	0
Realized capital gain from the sale of securities	/	/	/	/	/	0
Recording losses of subsidiaries using the equity method	/	/	/	/	/	0
Minority interest	/	/	/	/	/	0
Deferred taxes	/	/	/	/	/	0
Recognized income and expenses, net	/	/	/	/	/	0
Foreign exchange rate movements	/	/	/	/	/	0
Other increase / decrease of assets, net	/	/	/	/	/	0
Balances at 31 December of the current year	5,845,530	540,659	2,475,068	14,253,250	0	23,114,507

Daniel Szasz
Chief Executive Officer



Македонски Телеком
 АД за електронски комуникации - Скопје